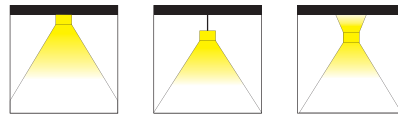




Luminarias suspendidas extraplanas, modernas y actuales, con carcasa de acero laminado en frío, preparadas para lámparas lineales de fluorescencia tipo T5 y T8. Su diseño extraplano y minimalista unido a sus acabados superficiales y gama de potencia disponibles, permiten integrarlas, como componentes de iluminación general y decorativa, en todo tipo de ambientes: despachos, salas de reuniones, oficinas, aulas y locales comerciales en general.

Extraflat, modern and up-to-the-minute suspended luminaires, with cold rolled steel housing, prepared for T5 and T8 type linear fluorescent lamps. Its extraflat and minimalist design together with its surface finishes and power range available, permit its integration, as general and decorative lighting components, into any kind of environment: offices, meeting rooms, offices, classrooms and commercial premises in general.



DI





Potencia  
Wattage

Lámpara  
Lamp

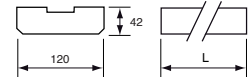
Casquillo  
Lampholder

Peso  
Weight

L (mm)

**Estós T5**

<b>645U RE</b>	2x14W	T5 HE	G5	1,60 kg	577
<b>645W RE</b>	2x28W	T5 HE	G5	3,08 kg	1.177
<b>645X RE</b>	2x35W	T5 HE	G5	3,38 kg	1.477
<b>645K RE</b>	2x24W	T5 HO	G5	1,60 kg	577
<b>645M RE</b>	2x54W	T5 HO	G5	3,08 kg	1.177
<b>645N RE</b>	2x80W	T5 HO	G5	3,38 kg	1.477

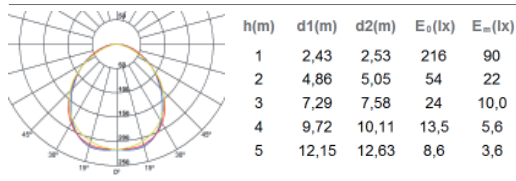
**Estós T8**

<b>647B</b>	2x18W	T8	G13	1,54 kg	620
<b>647B</b>	2x36W	T8	G13	2,85 kg	1.229
<b>647C RE</b>	2x58W	T8	G13	3,75 kg	1.530



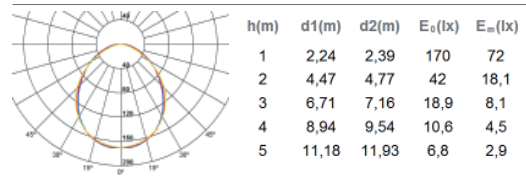
Estós T5 2x80W

■ 0 ■ 45 ■ 90 Cd/klm Max: 219 CIE: 52/82/96/100/56,5



Estós T8 2x58W

■ 0 ■ 45 ■ 90 Cd/klm Max: 171 CIE: 52/82/96/100/42,0

**Acabados / Finishes**

01. blanco / white

07. aluminio / aluminium

**Accesorios (opcionales) / Accessories (optional)**

CB. modelo conectable / plug-in model

CB FN. modelo conectable para final de línea / plug-in model for end of line

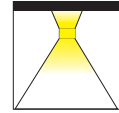
DI. modelo para iluminación mixta (directa / indirecta) / model for mixed lighting (direct / indirect)

LA. lámparas / lamps

Equipo eléctrico 230V incorporado / 230V Electrical ballast included

AF. electromagnético alto factor / compensated electromagnetic

RE. electrónico (opcional, para T8 en 18 y 36W) / electronic (optional, for T8 in 18 and 36W)



## Accesorios Estós suspendidas Accessories Estós pendant



**6970E7**  
unión mecánica lineal  
linear mechanical connection

**6970E1**  
unión eléctrica lineal  
linear electrical connection



**6970E8**  
unión mecánica L  
L mechanical connection

**6970E4**  
unión eléctrica L  
L electrical connection

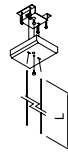


**6970E9**  
unión mecánica T  
T mechanical connection

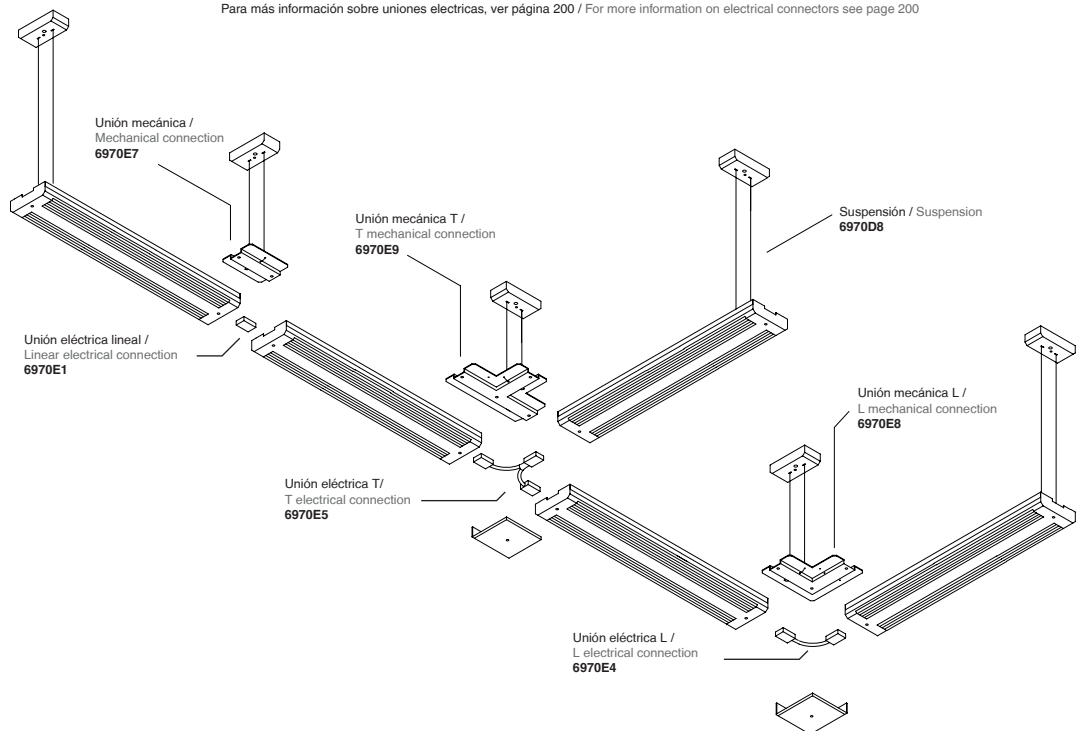
**6970E5**  
unión eléctrica T  
T electrical connection



**6970D8**  
Suspensión L=1500



Para más información sobre uniones eléctricas, ver página 200 / For more information on electrical connectors see page 200



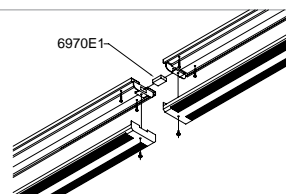
Acabados / Finishes  
01. blanco / white  
07. aluminio / aluminium



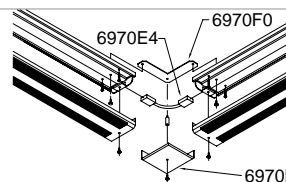
### Accesorios Estós techo Accessories Estós ceiling



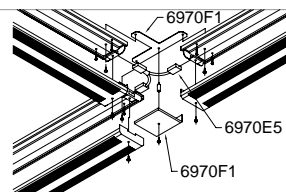
**6970E1**  
unión eléctrica lineal  
linear electrical connection



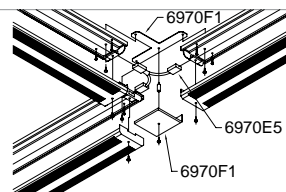
**6970F0**  
unión mecánica L  
L mechanical connection



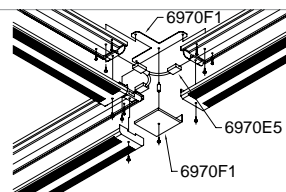
**6970E4**  
unión eléctrica L  
L electrical connection



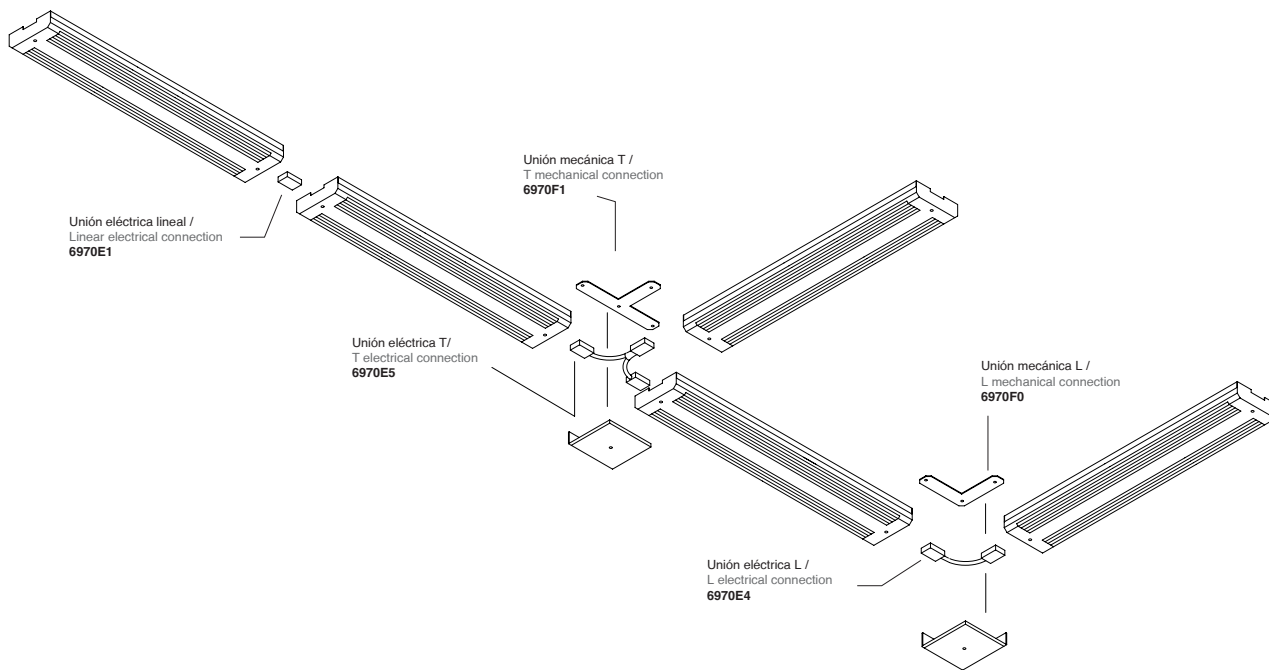
**6970F1**  
unión mecánica T  
T mechanical connection



**6970E5**  
unión eléctrica T  
T electrical connection



Para más información sobre uniones electricas, ver página 200 / For more information on electrical connectors see page 200



Acabados / Finishes  
01. blanco / white  
07. aluminio / aluminium